


Boost^R Hybrid

=  + 

VAPOUR RESISTANCE
Z = 0.55MN.s/g

R=2.4
m².K/W

EN 16012 WITH
2 AIR VOIDS



BOOST^R HYBRID is a reflective breathable membrane with a built-in thermal performance for use on the cold side of the building fabric in roofs and walls.



BOOST^R HYBRID provides dual properties within a single product : A breathable membrane and insulation, allowing a reduction in the number of installation steps whilst reducing the thickness of the main insulation to achieve the same required U-Value. It can be used in conjunction with any type of insulation.


BOOST^R HYBRID is available in rolls of 10 m² (1600 mm wide), 35 mm thick.



DUAL PERFORMANCE



With a **Z-value = 0,55 MNs/g**, Sd = 0,11 m, BOOST^R HYBRID allows for water vapour diffusion through the fabric of the building, thus preventing any risk of condensation.



With an air permeability value of $<0.030 \text{ m}^3/\text{m}^2 \times \text{hx}50\text{Pa}$, BOOST^R HYBRID acts as a barrier against air leakage and thermal convection.



Thanks to its sandwich assembly, its 35 mm thickness and its two low emissivity external faces (**inner side $\epsilon = 0,05$, outer side $\epsilon = 0,31$**), BOOST^R HYBRID achieves a declared core R-value of **1,35 m².K/W** (with no air gaps – in direct contact) and an R value of **2,40 m².K/W** with 2 air voids of 20 mm (horizontal flow), as certified by VTT.

Combined with a second layer of insulation, BOOST^R HYBRID helps to keep the fabric element to a minimum thickness and saves space !

DUAL TESTING



BOOST[®] HYBRID has been tested **in a laboratory** according to the following EN Standards:

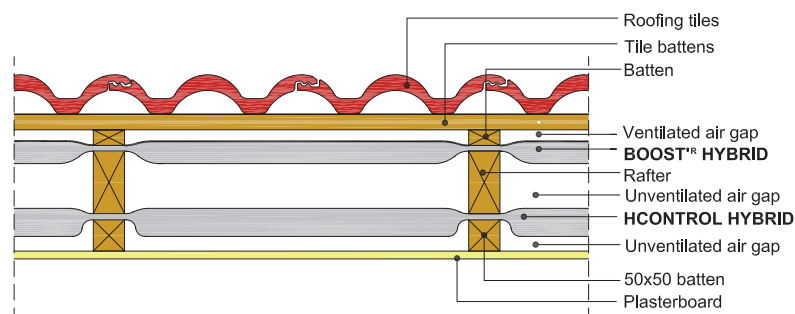
- **EN 13859-1/2** : « Flexible sheets for waterproofing. Definitions and characteristics of underlays. Part 1 : Underlays for discontinuous roofing. Part 2 : Underlays for walls ».
- **EN 16012** : « Thermal insulation for buildings. Reflective insulation product. Determination of the declared thermal performance ».



BOOST[®] HYBRID has been tested **on site** by the Glasgow Caledonian University according to:

- **ISO 9869** « Thermal insulation - Building elements - In-situ measurement of thermal resistance and thermal transmittance - Part 1 : Heat flowmeter method »

The following construction was used for thermal testing carried out on site in roofs :



In roofs once installed : The R Value of BOOST[®] HYBRID with adjacent air cavities was measured at **2,17 m².K/W**.

The slight difference from the performance in a laboratory is due to the fact that BOOST[®] HYBRID has been measured with a ventilated air gap on the cold side, which is not taken into account in the laboratory tests.

FULLY CERTIFIED



BOOST[®] HYBRID is fully certified by two accredited bodies.

BOOST[®] HYBRID complies with BS5250 – Code of Practice for Control of Condensation in Buildings and helps to meet the requirements of Approved Document L 2010 (England & Wales) and Section 6 (Scotland)

USER FRIENDLY



- BOOST[®] HYBRID is **classified A+** for internal air quality according to ISO 16000
- BOOST[®] HYBRID is clean - does not generate dust or fibre

QUICK AND EASY TO INSTALL

BOOST[®] HYBRID can be stapled or nailed



BOOST[®] HYBRID can be fitted to rafters with a maximum span of 600 mm



BOOST[®] HYBRID can be cut with a cutter



The flexible properties of BOOST[®] HYBRID enable fitting to any uneven surfaces, allowing a continual insulation, thus offering a high quality installation without air leakages.

BOOST'R HYBRID PROPERTIES

PRODUCT

PROPERTY	TEST METHOD	DECLARED VALUE
Thickness	EN 1849-2 under 50 Pa load	35mm
Weight/m ²	EN 1849-2	650 g/m ²
Length	EN 1848-2	6,7m
Width		1,5m
DECLARED THERMAL PERFORMANCE (OUTER/INNER SIDE)		
R Value of Boost'r Hybrid + 2 air cavities after ageing	EN 16012	2,40 m².K/W
R value of material		1,35 m².K/W
Declared Emissivity (outer / inner side) after ageing		0,31/0,05
TENSILE STRENGTH		
Longitudinal direction	EN 12311-1 & EN 13859-1/2 annex A	>300 N/50mm
Transversal direction		>200 N/50mm
Elongation (Longitudinal)		>20%
Elongation (Transverse)		>10%
RESISTANCE TO TEARING, NAIL SHANK		
Longitudinal direction	EN 12310-1 & EN 13859-1/2 annex B	>150 N
Transversal direction		>150 N
WATER VAPOUR TRANSMISSION		
Vapour Resistance (Z)	EN 12572 set C	0,55 MNs/g
Diffusion eq.air layer thickness (Sd)		0,11 m
WATERTIGHTNESS	EN 1928 method A	Watertight, W1
AIR PERMEABILITY	EN 12114 (50Pa)	< 0,030 m ³ /(m ² x h x 50Pa)
FLEXIBILITY AT LOW T	EN 1109, 30°C/ ø30mm	-30/30 °C/ ø30mm
DIMENSIONAL STABILITY	EN 1107, +80°C/6h	< 1%
FIRE RESISTANCE		Class F
AFTER AGEING		
TENSILE STRENGTH		
Longitudinal direction	EN 12311-1 & EN 13859-1/2 annex A	545 N/50mm
Transversal direction		250 N/50mm
Elongation (Longitudinal)		32%
Elongation (Transverse)		19%
WATERTIGHTNESS	EN 1928 method A	Watertight, W1

All these values are certified by VTT

